

Postsecondary Planning Timeline for Parents and Families



11th Grade




First Quarter

Action Steps

- Review your child's GradTrack report in the M-DCPS Parent Portal to monitor your child's progress towards graduation and college admissions requirements.
- Encourage your child to pursue their passions and join clubs and community activities that they truly are interested in this school year.
- Encourage your child to take the PSAT which prepares them for the SAT and could deem them eligible for the National Merit Scholarship Program.
- Check your Scoir Parent Profile for any announcements or to update information and begin adding colleges to the "Suggested" tab of your child's Scoir account to support their college research process.
- Begin to research and consider methods of payment for college expenses (scholarships, loans, etc.).
- Explore the possibility of scheduling campus visits at postsecondary institutions that interest your child.
- Attend a college/career fair with your child as an opportunity to gain exposure to colleges.
- Attend M-DCPS' College Month Virtual Workshop series in October.
- Accompany your child to a financial aid night to learn more about the process in anticipation of next year's process.
- Begin to calculate what your Estimated Family Contribution (EFC) will be using a financial aid calculator and begin drafting a plan to pay for college expenses.
- Review M-DCPS Diploma Pathways and the testing, community service, industry certification and GPA requirements to be eligible for various designations.
- Participate in the school's open house event to get acquainted with teachers and understand expectations for junior year.
- Connect with the school's ESE team to ensure that you and your child fully participate in the Transition Individual Education Plan (TIEP) meeting this year. The TIEP meeting will assist you in connecting agency support like Vocation Rehabilitation and the Agency for Persons with Disabilities. This meeting will also include consideration of deferral of receipt of standard high school diploma for participation in postsecondary programs.

Resources

- [CollegeBoard- Info for Parents & Guardians- PSAT/NMSQT](#)
- [Estimate Your Federal Student Aid](#)
- [GradTrack Training Videos](#)
- [Mapping Your Future for Parents & Families](#)
- [National Merit Scholarship Program Guide](#)
- [Financial Literacy Guidance from Federal Student Aid](#)
- [Diploma Pathways](#)
- [Transition Programs and Services – Deferral of Receipt of the Standard High School Diploma](#)



Postsecondary Planning Timeline for Parents and Families



11th Grade

Second Quarter

Action Steps

- Encourage your child to build their resume by joining extracurricular activities or volunteer work in the community.
- Assist your child with how to balance and organize their schoolwork with their outside school activities.
- Help your child search for scholarship opportunities for which they may be eligible.
- Review PSAT scores together with your child and create a study plan or program to improve skills prior to him/her taking the SAT/ACT.
- Help your child register for the SAT/ACT. There is a cost associated with the exams that needs to be considered.
- Seek out tutoring resources if needed.
- Encourage your child to take challenging courses next year to prepare for college work and admission reviews of their transcript.
- Participate in Junior Parent Night to learn about course suggestions and test preparation planning.
- Be sure to file taxes on time and maintain access to your tax return as it will be needed to apply for the FAFSA when your child is a senior.
- Make plans to attend the Miami National College Fair.

Resources

- [Estimate Your Federal Student Aid](#)
- [Mapping Your Future for Parents and Families](#)
- [CollegeBoard- Find Your Scholarship Matches](#)
- [CAP Paying for College Webpage](#)



EXTRACURRICULAR ACTIVITIES

Postsecondary Planning Timeline for Parents and Families



11th Grade

Third Quarter

Action Steps

- Assist your child in searching for schools that meet their needs and financial eligibility.
- Encourage your child to study for the SAT to have a competitive score that best meets their preferred colleges' academic profiles by the application deadlines.
- Arrange to visit college campuses with your child.
- Encourage your child to search for summer volunteer/job/internship opportunities.
- Attend the Miami National College Fair with your child to engage with a variety of national and international institutions.
- Ensure that you have all required documentation for accessing testing accommodations for any SAT/ACT exam that your child with an IEP or 504 plan may be taking.



Resources

- [College Scorecard](#)
- [College Tuition Compare](#)
- [College Essay Guy: College Application and Essay Resources](#)
- [College Board: How to Request Accommodations](#)
- [ACT Test Accommodations and English Learner Supports](#)



Fourth Quarter

Action Steps

- Monitor your child's Scoir account and the schools listed in the "Applying" tab to provide guidance with upcoming application requirements and deadlines.
- Assist your child with getting started with college application completion (Common Application, institutional application, etc.).
- Provide support for college essay and personal statement editing and review.
- Create your own parent FSA ID during the summer in preparation for FAFSA completion this fall.
- Attend a technical college fair with your child to learn more about the many career pathways available in our local technical colleges.



Resources

- [Creating and Using the FSA ID](#)
- [Estimate Your Federal Student Aid](#)
- [Mapping Your Future for Parents and Families](#)

